



# Shaw Butte

2023-2024 Student Survey  
Fall 2023



Report created by  
Panorama Education



## Summary

Topic Description	Results	Comparison
<b>Academic preparation</b>	<b>92%</b>	<b>91%</b> Washington Elementary School District
<b>School Climate</b> Perceptions of the overall social and learning climate of the school.	<b>83%</b>	<b>77%</b> Washington Elementary School District
<b>School Safety</b> Perceptions of student physical and psychological safety at school.	<b>76%</b>	<b>70%</b> Washington Elementary School District
<b>School operations</b>	<b>78%</b>	<b>75%</b> Washington Elementary School District
<b>Self-Management</b> How well students manage their emotions, thoughts, and behaviors in different situations.	<b>67%</b>	<b>70%</b> Washington Elementary School District
<b>Social Awareness</b> How well students consider the perspectives of others and empathize with them.	<b>81%</b>	<b>79%</b> Washington Elementary School District
<b>Student Engagement</b>	<b>68%</b>	<b>59%</b> Washington Elementary School District
<b>Supportive Relationships</b> How supported students feel through their relationships with friends, family, and adults at school.	<b>86%</b>	<b>85%</b> Washington Elementary School District

340 responses



## Academic preparation

Your average

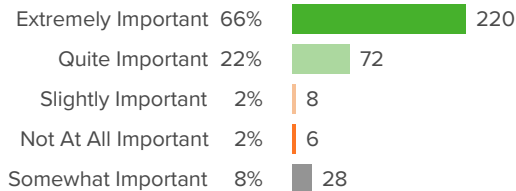
92%

340 responses

District average: **91%** Washington Elementary School District

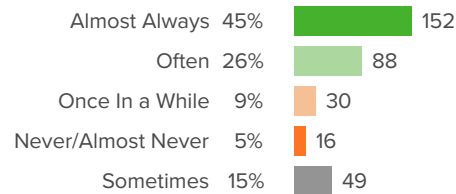
### How did people respond?

#### Q.1: How important is it to you to do well in your classes?



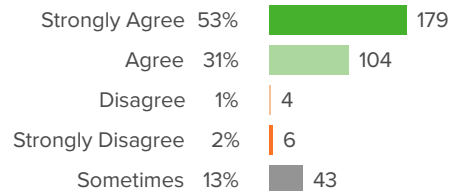
Favorable: **95%**

#### Q.2: My teachers tell me that I can do well in school.



Favorable: **84%**

#### Q.3: My classes are preparing me to do well in the next grade.



Favorable: **97%**



## School Climate

Your average

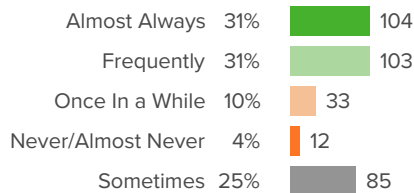
**83%**

340 responses

District average: **77%** Washington Elementary School District

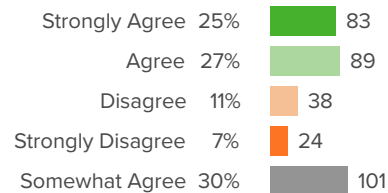
How did people respond?

**Q.1: How often do people treat each other with respect at your school?**



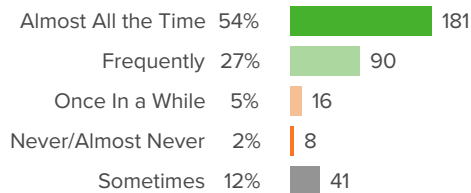
Favorable: **82%**

**Q.2: The behavior of other students does not affect my learning at my school.**



Favorable: **74%**

**Q.3: At your school, adults treat students with respect.**



Favorable: **92%**



## School Safety

Your average

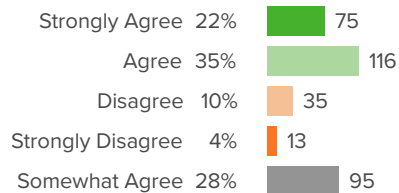
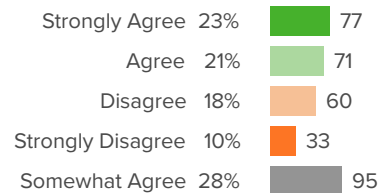
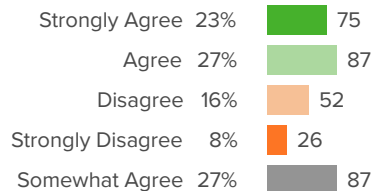
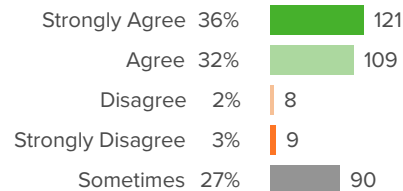
# 76%

340 responses

 District average: **70%** Washington Elementary School District

 How did people respond?
 

---

**Q.1: Students in my school can disagree with each other without using physical contact.**
Favorable: **80%**
**Q.2: Students in my school do not bully other students.**
Favorable: **61%**
**Q.3: I do not worry about my physical safety while at school.**
Favorable: **68%**
**Q.4: If a student is bullied in school, they know how to get help.**
Favorable: **93%**



## School operations

Your average

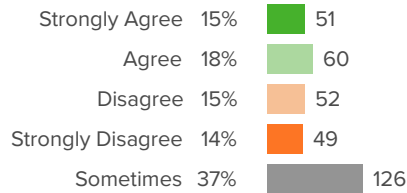
**78%**

340 responses

District average: **75%** Washington Elementary School District

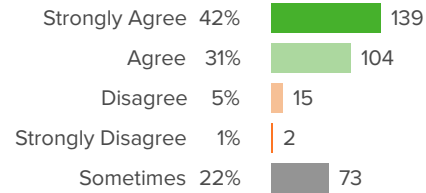
How did people respond?

**Q.1: The restrooms in my school are clean and safe for me to use.**



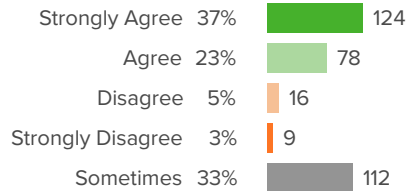
Favorable: **52%**

**Q.2: I am proud of how my school looks.**



Favorable: **93%**

**Q.3: My school cafeteria is a clean and safe place for me to eat.**



Favorable: **89%**



## Self-Management

Your average

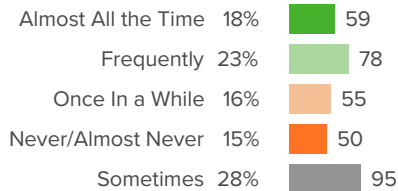
**67%**

340 responses

District average: **70%** Washington Elementary School District

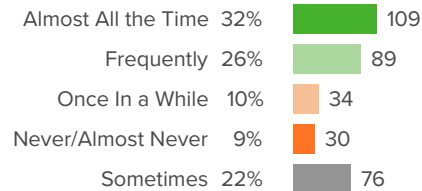
How did people respond?

**Q.1: How often do you remain calm, even when someone is bothering you or saying bad things?**



Favorable: **57%**

**Q.2: How often do you allow others to speak without interruption?**



Favorable: **76%**



## Social Awareness

Your average

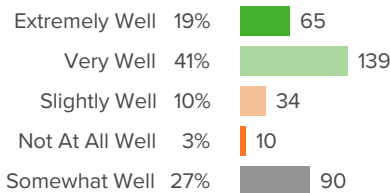
81%

340 responses

District average: **79%** Washington Elementary School District

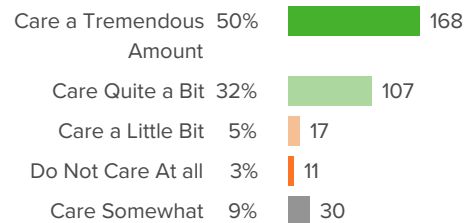
How did people respond?

**Q.1: How well do you understand other people's thoughts and ideas?**



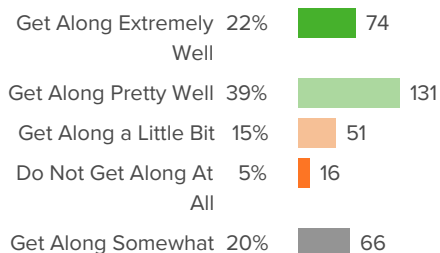
Favorable: **82%**

**Q.2: How much do you care about other people's feelings?**



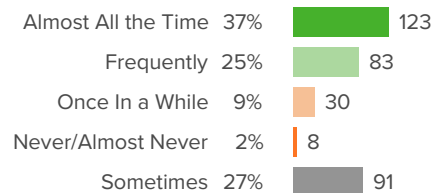
Favorable: **91%**

**Q.3: How well do you get along with students you don't know?**



Favorable: **75%**

**Q.4: How often do you support other students?**

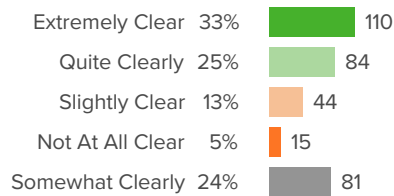


Favorable: **84%**



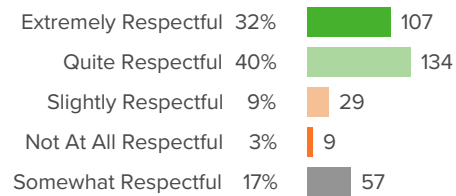


**Q.5: How clearly are you able to name and understand your feelings?**



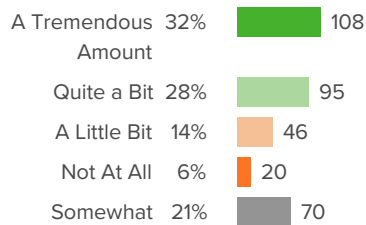
Favorable: **77%**

**Q.6: When others disagree with you, how respectful are you of their views?**



Favorable: **86%**

**Q.7: To what extent are you able to stand up for yourself without judging others?**



Favorable: **75%**



## Student Engagement

Your average

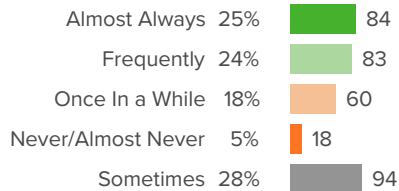
**68%**

340 responses

District average: **59%** Washington Elementary School District

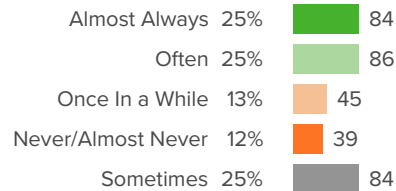
How did people respond?

**Q.1: How often do you get so focused on activities in your classes that you lose track of time?**



Favorable: **68%**

**Q.2: When you are not in school, how often do you talk about ideas from your classes?**



Favorable: **67%**



# Supportive Relationships

Your average

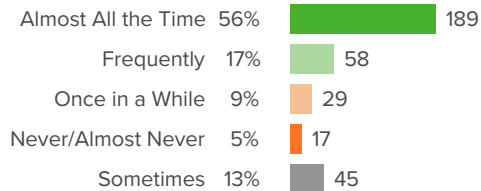
**86%**

340 responses

District average: **85%** Washington Elementary School District

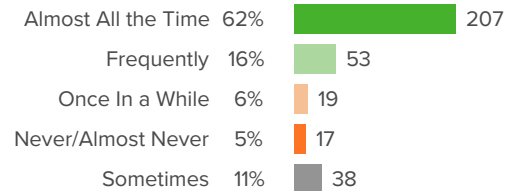
How did people respond?

**Q.1: I believe I have a teacher or other adult from school who supports me.**



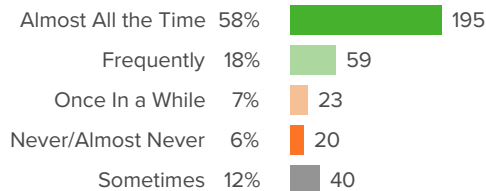
Favorable: **84%**

**Q.2: I believe I have a family member or other adult outside of school who supports me.**



Favorable: **88%**

**Q.3: I believe I have a friend from school who supports me.**



Favorable: **86%**